

Logic Gate Symbols

Boolean logic is used in the electronic circuits which control how computer systems work

The **logic** can be included in **circuit diagrams**

Logic Gate Symbols

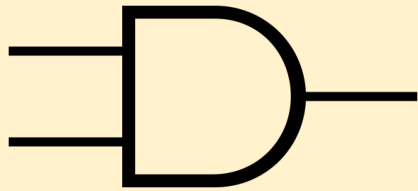
For example, on my washing machine I have options for:

- quick wash
- extra spin
- pre-wash

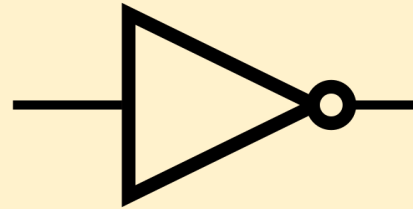
Each of these is controlled by a button. The circuit needs to know which buttons are pressed to do the right wash. **Logic gates** on the circuit board do this

Logic Gate Symbols

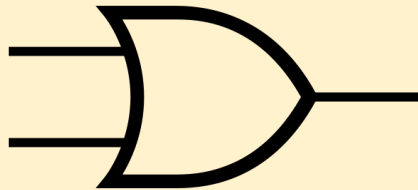
Learn these:



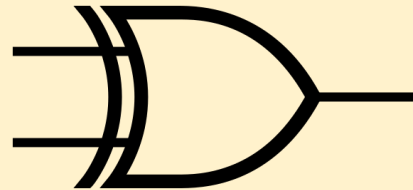
AND



NOT



OR



XOR

You do **NOT** need
to know NAND or
NOR

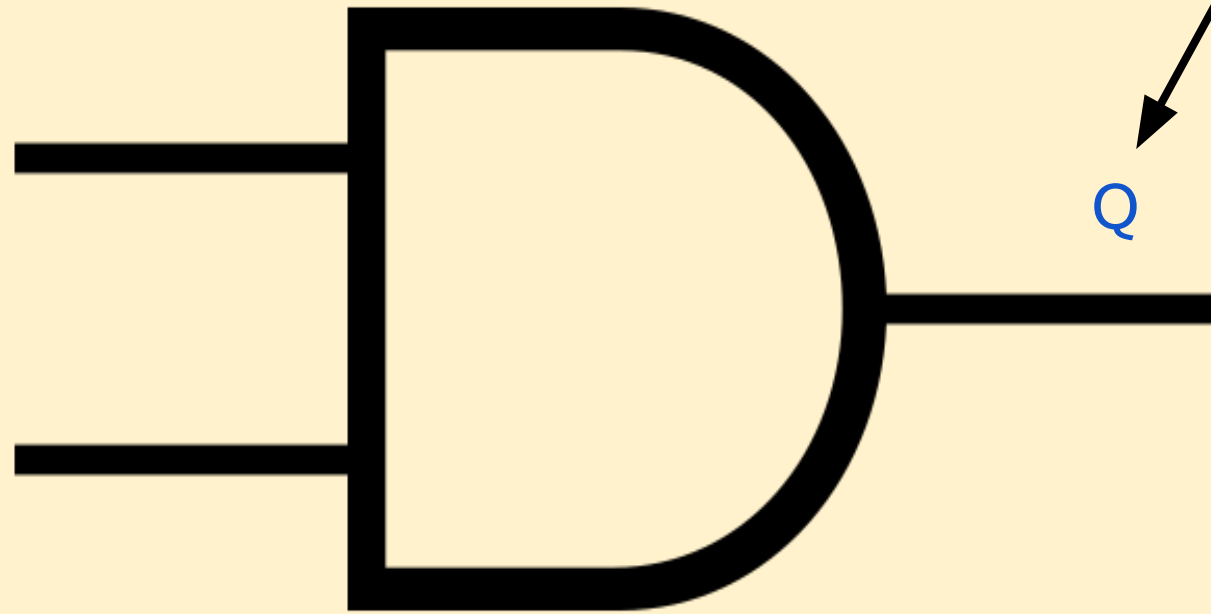
Logic Gate Symbols

Inputs



A

B



Output



Q